



General



Large SLA



Personal Protective  
Equipment



Hunting &  
shooting sports

**IMPLEMENTATION GUIDE**

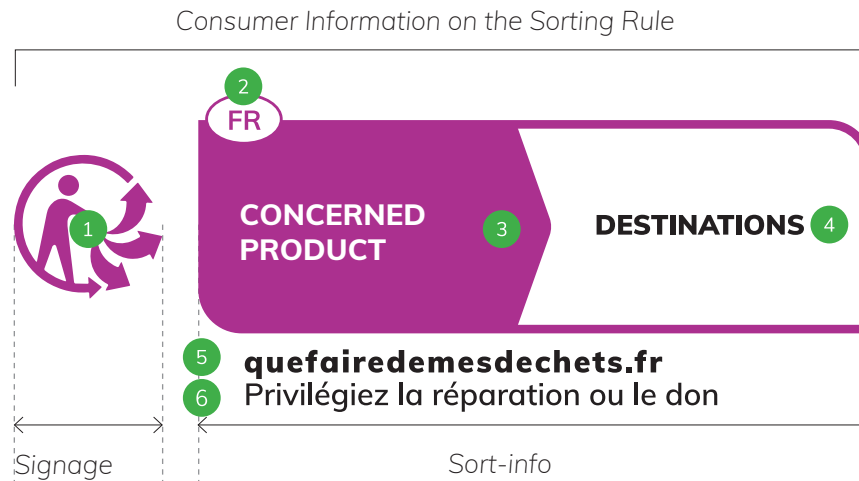
# CONSUMER INFORMATION ON THE SORTING RULE

A collection of sports equipment including a soccer ball, a football, tennis rackets, a tennis ball, a baseball bat, a baseball glove, and a pair of sneakers, all laid out on a grassy surface.

**EcoLogic**

## GENERAL PRINCIPLES - LAYOUT

Consumer information about the sorting rule comprises of **signage (logo)** and **Sorting-Info** (textbox containing the sorting instructions).



### Signage

- 1 The **Triman [Sorting man]** for the sectors:
  - General
  - Large Sports & Leisure Article (SLA - ASL in French)
  - Personal Protective Equipment
  - Hunting and Shooting Sports
- 2 **The reference FR** indicates that the instructions are subject to French law and are only applicable in France. It avoids transposing the instructions, especially since these instructions will not necessarily be applicable outside of France.
- 3 **Product concerned** by the sorting instructions.
- 4 **Sorting instructions and drop-off sites.**
- 5 **The ADEME website: [quefairedemesdechets.fr](http://quefairedemesdechets.fr)**
- 6 **"Privilégiez la réparation ou le don"** (it means "Please prioritize donation or repair")

## GENERAL PRINCIPLES - WHERE TO DISPLAY THE INFORMATION?

The info-tri display rules are defined in Article R541-12-21 of the Environmental code.

The following information is given as an indication by Ecologic.

Depending on the space available and depending on the case, the Consumer information on the Sorting Rule is displayed **on the Product** or **on the Packaging** or **on the Instructions Leaflet** or **on the Manufacturer's website**.



**CONCERNED  
PRODUCT**

**DESTINATIONS**

**quefairedemesdechets.fr**  
Privilégiez la réparation ou le don


The following pages cover 3 cases:

- 1 - Product **WITHOUT** packaging and **WITHOUT** instruction leaflet
- 2 - Product **WITH** packaging and **WITHOUT** instruction leaflet
- 3 - Product **WITH** packaging and **WITH** instruction leaflet

# GENERAL PRINCIPLES - WHERE TO DISPLAY INFORMATION?

## PRODUCT WITHOUT PACKAGING AND WITHOUT INSTRUCTION LEAFLET









The Consumer information on Sorting Rules is displayed, **on the Product** or **on the Producer's website**.

PRODUCT	Surface on the largest side of the Product	Display on the product	Display on the website
	>20cm <sup>2</sup>	 <div data-bbox="996 826 1160 901"> <p>PRODUIT CONCERNÉ DESTINATIONS</p> <p>quefairedeusedechets.fr</p> <p>Privilégiez la réparation ou le don</p> </div>	
	Between 10cm <sup>2</sup> et 20cm <sup>2</sup>		 <div data-bbox="1568 941 1780 1013"> <p>PRODUIT CONCERNÉ DESTINATIONS</p> <p>quefairedeusedechets.fr</p> <p>Privilégiez la réparation ou le don</p> </div>
	<10cm <sup>2</sup>		<div data-bbox="1568 1061 1780 1133"> <p>PRODUIT CONCERNÉ DESTINATIONS</p> <p>quefairedeusedechets.fr</p> <p>Privilégiez la réparation ou le don</p> </div>

# GENERAL PRINCIPLES - WHERE TO DISPLAY THE INFORMATION?

## PRODUCT WITH PACKAGING AND WITHOUT INSTRUCTION LEAFLET

The Consumer information on the Sorting rule is displayed on the Product or the Packaging if the size of the Product or Packaging allows it. Otherwise, it is displayed on the Producer's website.






PRODUCT		
Surface of the largest side of the product	Display on the product	Display on the website
>20cm <sup>2</sup>		
Between 10cm <sup>2</sup> et 20cm <sup>2</sup>		
<10cm <sup>2</sup>		
PACKAGING		
Surface area of the largest side of the Packaging*	Display on the packaging	Display on the website
>20cm <sup>2</sup>		
Between 10cm <sup>2</sup> et 20cm <sup>2</sup>		
<10cm <sup>2</sup>		

\*Minus the space taken up by the Sorting Signage of Household Packaging.

# GENERAL PRINCIPLES - WHERE TO DISPLAY THE INFORMATION?

## PRODUCT WITH PACKAGING AND WITH INSTRUCTION LEAFLET

The Consumer Information on the Sorting Rule is displayed, by principle, **on the Product** or **on the Packaging** - if the size of the Product or the Packaging allows it - **or on the instruction leaflet**.

PRODUCT OR PACKAGING	Surface of the largest side of the Product*	Display on the Product	OU	Display on the instruction leaflet **
	>20cm <sup>2</sup>	 <div style="border: 1px solid black; padding: 2px; display: inline-block;">             PRODUIT CONCERNÉ    DESTINATIONS  <small>quefairedemesdechets.fr Privilégiez la réparation ou le don</small> </div>	OU	 <div style="border: 1px solid black; padding: 2px; display: inline-block;">             PRODUIT CONCERNÉ    DESTINATIONS  <small>quefairedemesdechets.fr Privilégiez la réparation ou le don</small> </div>
	Between 10cm <sup>2</sup> et 20cm <sup>2</sup>		+	 <div style="border: 1px solid black; padding: 2px; display: inline-block;">             PRODUIT CONCERNÉ    DESTINATIONS  <small>quefairedemesdechets.fr Privilégiez la réparation ou le don</small> </div>
	<10cm <sup>2</sup>			 <div style="border: 1px solid black; padding: 2px; display: inline-block;">             PRODUIT CONCERNÉ    DESTINATIONS  <small>quefairedemesdechets.fr Privilégiez la réparation ou le don</small> </div>

\*Minus the space taken up by the sorting Signage for Household Packaging.

\*\*Displaying the sorting Signage on the website is possible but is not mandatory.

# DESTINATIONS AND REMINDER ON THE CONCERNED EQUIPMENTS

## DESTINATIONS

Please note: the "destinations" or "drop-off sites" are different according to the type of equipment.

- For any general Sports & Leisure article  
→ it can either be given to an association, brought back to a store or to a waste collection centre.
- If the equipment is "large"  
→ it can either be given to an association, taken back on delivery or brought to a waste collection centre.
- If the equipment is a "personal protective equipment"  
→ it has to be brought back to a store or brought to a waste collection centre (because it is not re-usable).
- Used shell casings for "Hunting and shooting sports" have to be brought back to an indoor shooting centre for training or a reseller.

Example of Large Sports & Leisure Article: ping-pong table and pool table...

Example of Personal Protective Equipment: helmet, knee pad, safety jacket, ski mask, etc...

## REMINDER : SLA/ASL, WHAT EQUIPMENTS ARE CONCERNED?

Sports and Leisure Articles (SLA, ASL in French) are equipment used in the context of sports or outdoor leisure; including accessories and consumables, defined in R543-330 of the Environmental Code:

- Cycles defined in 6.10 of article R. 311-1 of the Highway Code and non-motorized personal transport vehicles defined in 6.16 of the same article
- Products intended for sports practice and those intended for outdoor activities.

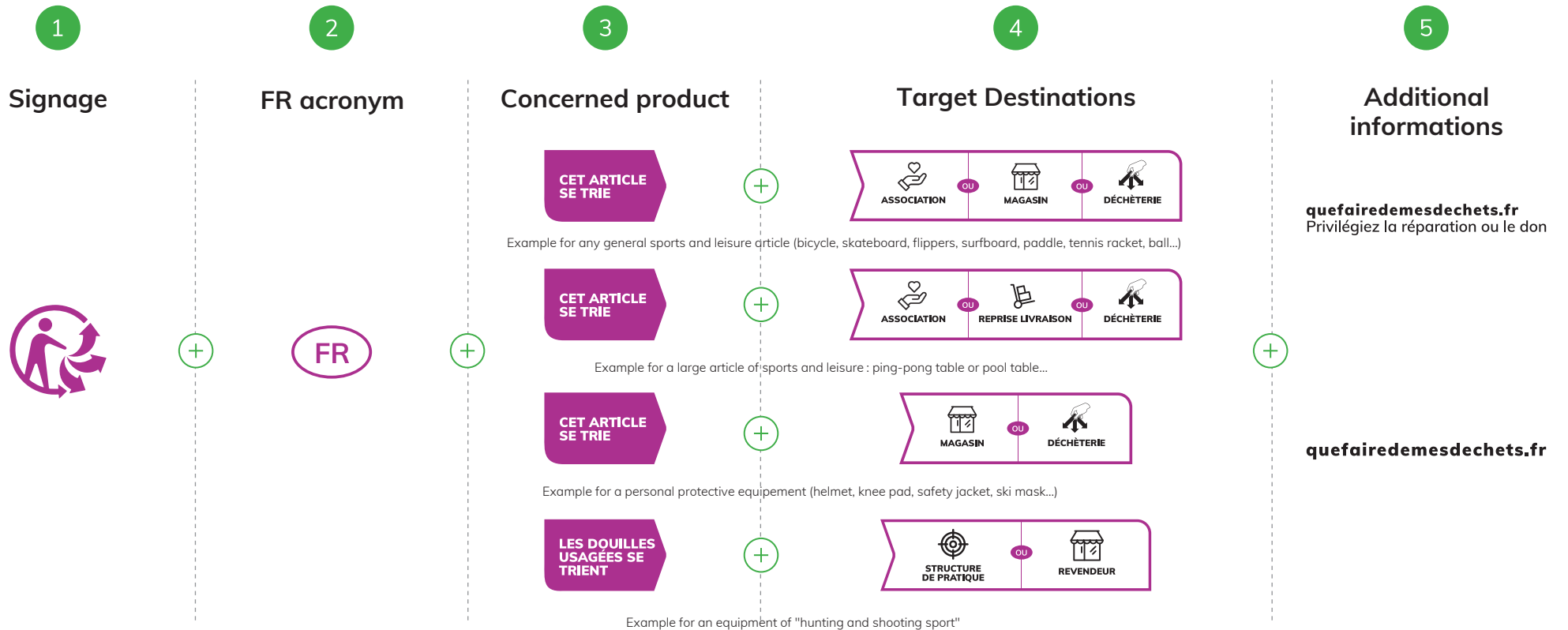
Category 1: Cycles and non-motorized personal transport vehicles (outside REP EEE scope)

Category 2: Articles/Equipment/Products intended for sports practice and those intended for outdoor activities

# INFO-TRI STRUCTURE - WRITTEN VERSION



What are the 5 elements to connect to build the **sorting rule for consumer information**?





# INFO-TRI STRUCTURE - PARTIALLY WRITTEN VERSION



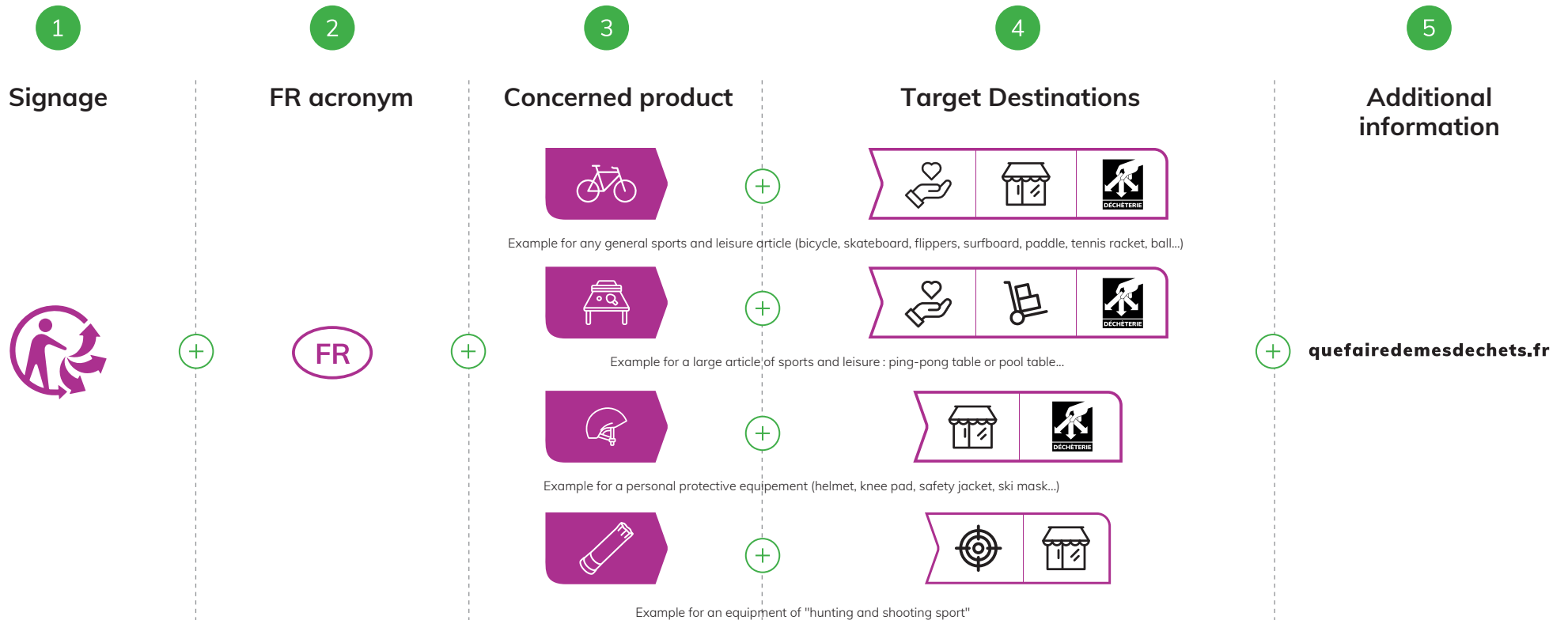
What are the 5 elements to connect to build the **sorting rule** for consumer information?



# INFO-TRI STRUCTURE - PICTOGRAM VERSION



What are the 5 elements to connect to build the **sorting rule for consumer information**?



## ADDITIONAL INFORMATION

2 items of information complete the *Consumer information on the sorting rule*. They are located under the Info-tri inset, each written on a single line.



### Item 1 - Mandatory

« [quefairedemesdechets.fr](http://quefairedemesdechets.fr) »

This is the ADEME website. It allows you to find the nearest Waste collection centre from where you are, within the country (in France).

**This notice is mandatory regardless of the medium on which the Consumer Information on Sorting Rules is displayed.**

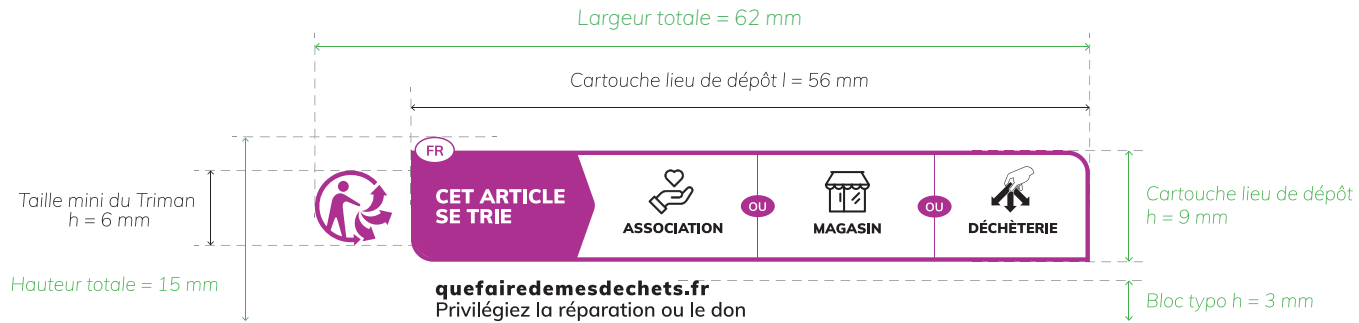
### Item 2 - Optional

« **Privilégiez la réparation ou le don** »

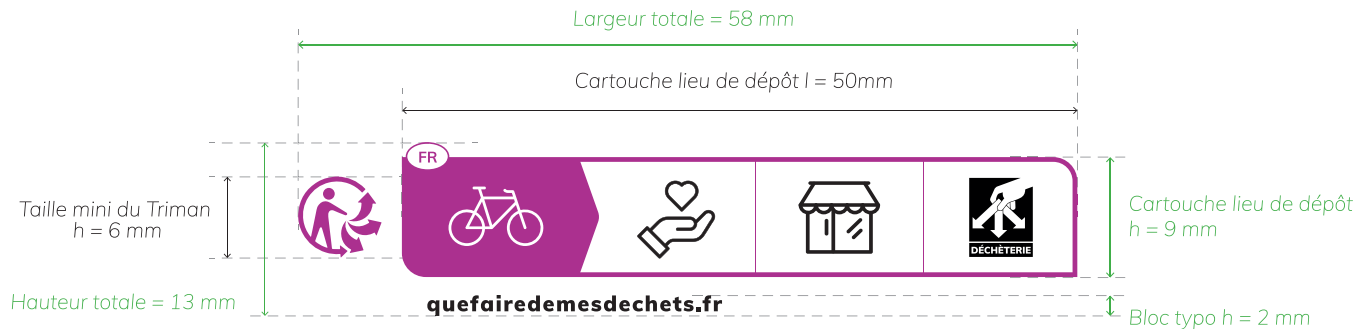
This statement encourages consumers to extend the use of their equipment, either by repairing them or donating them if they are still functional.

**This statement is optional.** We recommend using it when there is enough space available on the medium (product or package).

# MINIMUM SIGNAGE SIZES - HORIZONTAL LAYOUT 1/1



Minimum sizes to respect for:  
 the written version + 3 drop-off sites  
 the partially written version + 3 drop-off sites

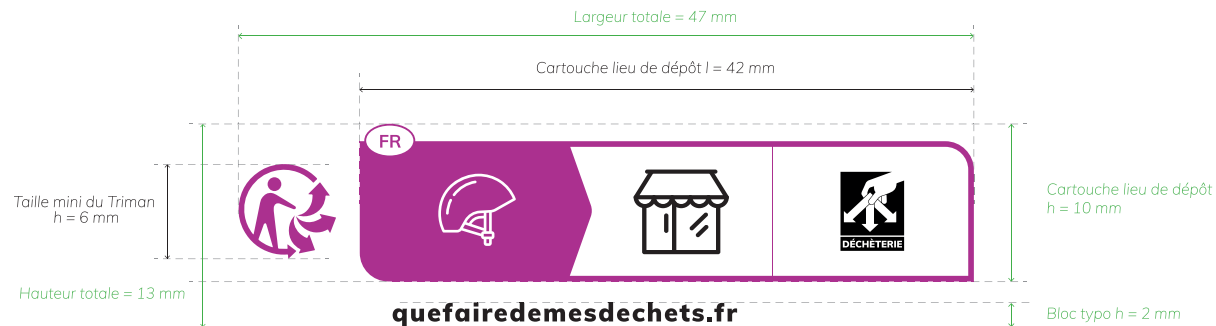


Minimum sizes to respect for:  
 the pictogram version + 3 drop-off sites

## MINIMUM SIGNAGE SIZES - HORIZONTAL LAYOUT 2/2



Minimum sizes to respect for:  
 the written version + 2 drop-off sites  
 the partially written version + 2 drop-off sites



Minimum sizes to respect for:  
 the pictogram version + 2 drop-off sites

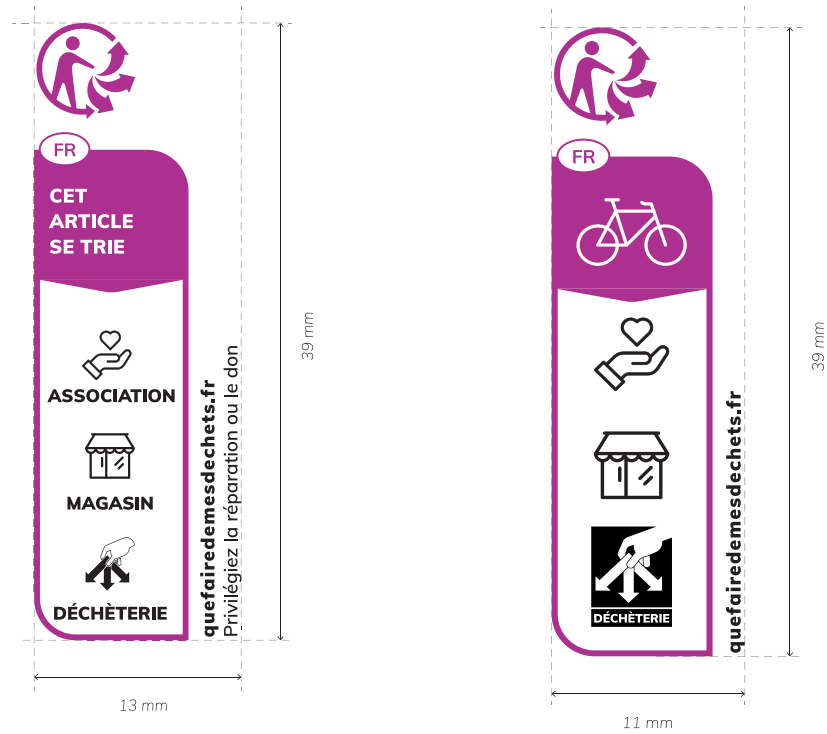
# MINIMUM SIGNAGE SIZES - VERTICAL LAYOUT

Minimum sizes to respect for 3 drop-off sites

Written version

Partially written version

Pictogram version

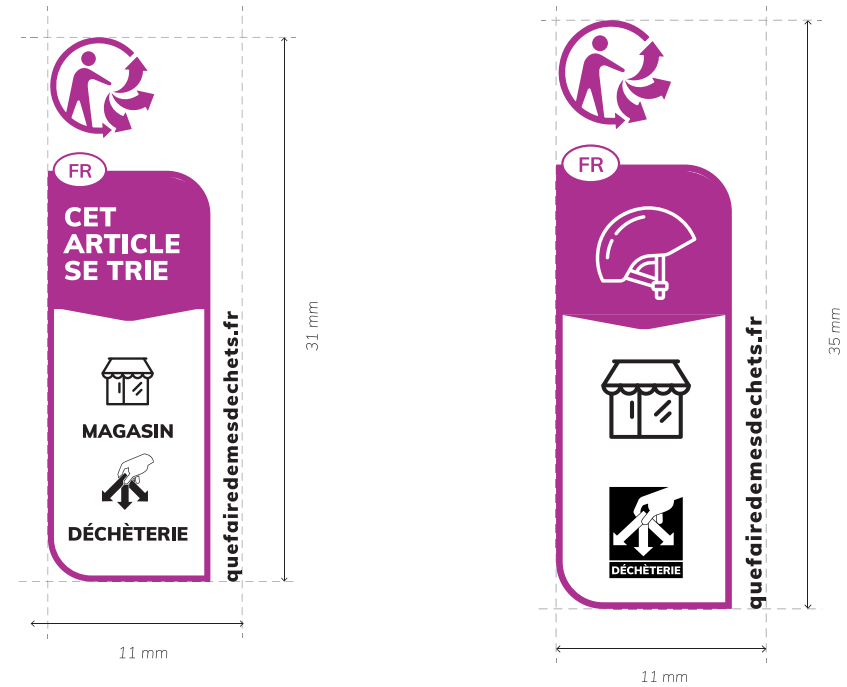


Minimum sizes to respect for 2 drop-off sites

Written version

Partially written version

Pictogram version



# MINIMUM SIGNAGE SIZES - COMPACT LAYOUT

Minimum sizes to respect for 3 drop-off sites




Written version  
Partially written version

Minimum sizes to respect for 2 drop-off sites



Written version  
Partially written version



Pictogram version



Pictogram version

# CHOICES OF PICTOGRAM

You can adapt the pictogram on the block in the “product” section.  
Find below a list of examples of pictograms that you can use to illustrate sports and leisure items.

## GENERAL SLA

For all Sports & Leisure Articles in general, that are not "large", not a "personal protective equipment" and not some "used shell casings" for hunting and shooting sports



## LARGE SLA

Example of large Sports & Leisure Articles : ping-pong table, pool table



## PERSONAL PROTECTIVE EQUIPMENT

Examples of pictograms you can use for "personal protective equipment"



## HUNTING AND SHOOTING SPORTS

Examples of pictograms you can use for hunting and shooting sports





# GENERAL PRINCIPLES - COLOURS

The only colours that can be used are :

- the official purple in this guideline
- black
- and white.

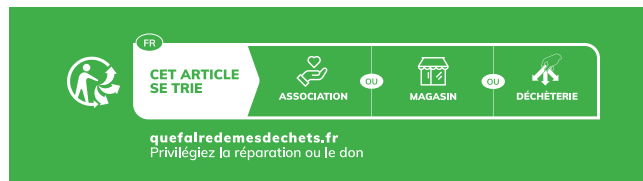
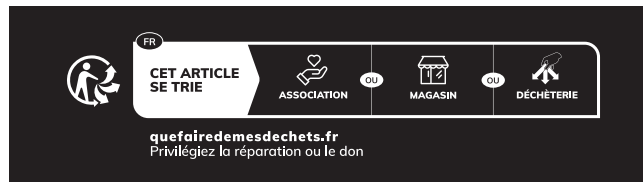
Certain conditions also have to be respected:

- Only one colour
- Or 3 colours: official purple, black and white
- On a plain background
- No faded-out backgrounds
- No patterned backgrounds
- Sufficient contrast between the background and the textbox colour

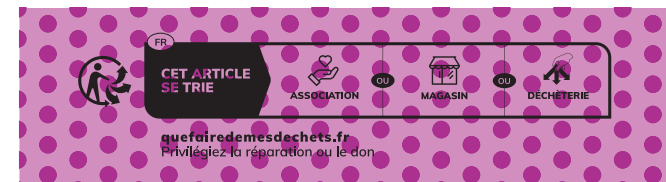
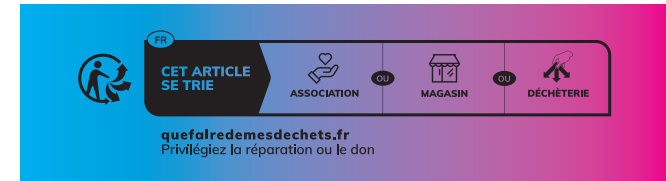
CMJN 35-94-4-0  
 RVB 176-41-130  
 HEXA #b02982  
 PANTONE 241 C



Allowed



Not allowed



## GENERAL PRINCIPLES - FONT

The text font to use is Muli Bold.

It is available on most computer equipment.

The minimum font size depends on the size of the textbox area.

Muli font is available on the Font Squirrel website:

<https://www.fontsquirrel.com/fonts/muli>

## Muli Bold

ABCDEFGHIJKLMNOPQRSTUVWXYZ  
abcdefghijklmnopqrstuvwxyz

